

# A LITTLE BIT BAD

Words & Music by  
**BENNY DAVIS**~  
**LARRY CONLEY**~  
**AL ELDRIDGE**

WITH  UKE  
ARRANGEMENT



MADE IN U.S.A.

PUBLISHED BY  
**CONLEY - SILVERMAN**  
INCORPORATED  
MUSIC PUBLISHERS  
SAINT LOUIS

# A Little Bit Bad

Tune Uke

A D F# B

Words and Music by  
**BENNY DAVIS, LARRY CONLEY**  
 and **AL. ELDRIDGE**

TILL READY

The piano introduction consists of two systems of music. The first system is marked with a forte (f) dynamic and features a rhythmic pattern of eighth and sixteenth notes in the right hand, with a bass line of quarter notes in the left hand. The second system is marked with a piano (p) dynamic and continues the melodic and harmonic development.

C A7 D7 G7

This system contains the first line of the vocal melody and the corresponding piano accompaniment. The lyrics are: "No one loves you when you're too good — Just like a babe in the wood — You're always When I go to an - y af - fair — No one would know I was there — I'd sit like".

G D7 G7 C A7 G

This system contains the second line of the vocal melody and the corresponding piano accompaniment. The lyrics are: "by your on - ly, oh so lone - ly I'm so tired of be - ing a - lone — Jack - ie Hor - ner, in a cor - ner Now since I have opened my eyes —".

A7 D7 G7

This system contains the third line of the vocal melody and the corresponding piano accompaniment. The lyrics are: "— Now when they call on the phone — I kin - da make it known. — I'm just a — Be - lieve me I re - al - ize — It pays to ad - ver - tise. —".

Copyright MCMXXV by CONLEY-SILVERMAN, INC. St. Louis, Mo.

International Copyright Secured

MADE IN U. S. A.

(Propiedad asegurada Para la Republica Mexicana 1925 Todos Los Derechos Reservados)

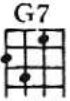
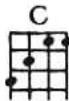
All Rights Reserved  
 (Including public performance for profit.)

## CHORUS

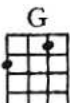
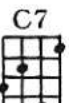


lit-tle bit bad, a lit-tle bit bad I don't mean an-y-thing wrong

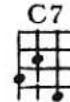
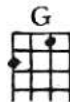
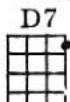
*p-f*



A lit-tle lov-in' now and then Tho' I shouldn't, still who wouldn't, A wee lit-tle kiss, means



o-ceans of bliss When you've been good for so long Oh is-n't it a shame and a



crime I feel like mak-ing up for lost time I'm like a bird in a cage, that's been in

F D7

there for an age      Try-in' to break out      I don't know which way to turn, but I am

The first system of music features a vocal line and piano accompaniment. Above the vocal line are two guitar chord diagrams: F (first fret, second string) and D7 (second fret, second string). The lyrics are: "there for an age      Try-in' to break out      I don't know which way to turn, but I am".

G7 G7

will-ing to learn      What it's all a - bout      I've tried so hard to be good, was

The second system of music continues the vocal line and piano accompaniment. Above the vocal line are two guitar chord diagrams: G7 (third fret, second string) and G7 (third fret, second string). The lyrics are: "will-ing to learn      What it's all a - bout      I've tried so hard to be good, was".

C7 G D7

mis- un-der-stood I'm al-most tempted to fall      I'm gonna write out an ad "I'm just a

The third system of music continues the vocal line and piano accompaniment. Above the vocal line are three guitar chord diagrams: C7 (third fret, second string), G (third fret, second string), and D7 (second fret, second string). The lyrics are: "mis- un-der-stood I'm al-most tempted to fall      I'm gonna write out an ad "I'm just a".

G7 1 C G7 2 C

lit-tle bit bad, that's all."      I'm just a all."

The fourth system of music concludes the vocal line and piano accompaniment. Above the vocal line are four guitar chord diagrams: G7 (third fret, second string), 1 C (first fret, second string), G7 (third fret, second string), and 2 C (second fret, second string). The lyrics are: "lit-tle bit bad, that's all."      I'm just a all.".